

LLANTWIT MAJOR SCHOOL

LA / School code 673/4060

LA name Vale of Glamorgan

School Comparative Report: National Reading and Numeracy Tests

Age-standardised score

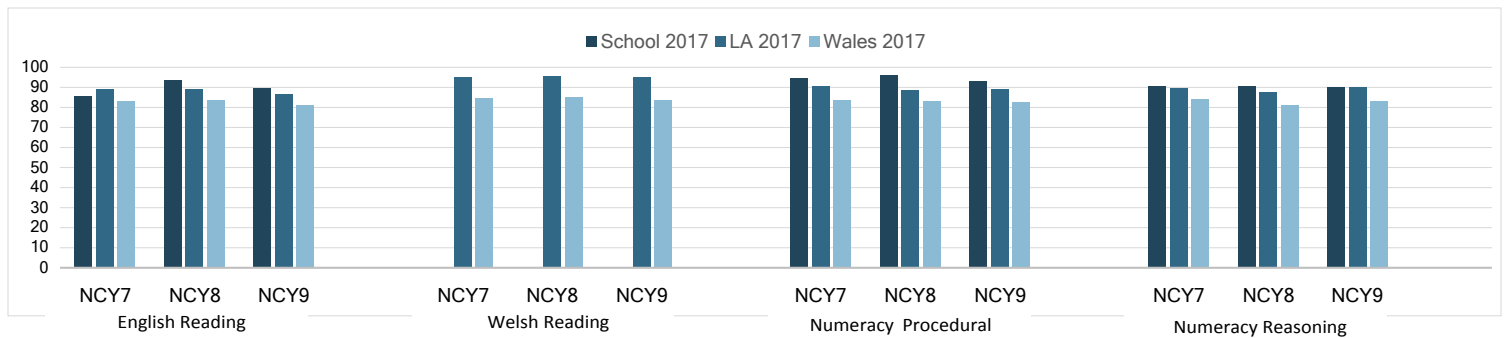
Age-standardised scores enable you to compare each pupil to all other pupils in Wales of the same age (in years and months) who took the same tests in April and May 2017.

The tables and charts below summarise the age standardised-scores for each year group in your school, along with your local authority and Wales for comparison.

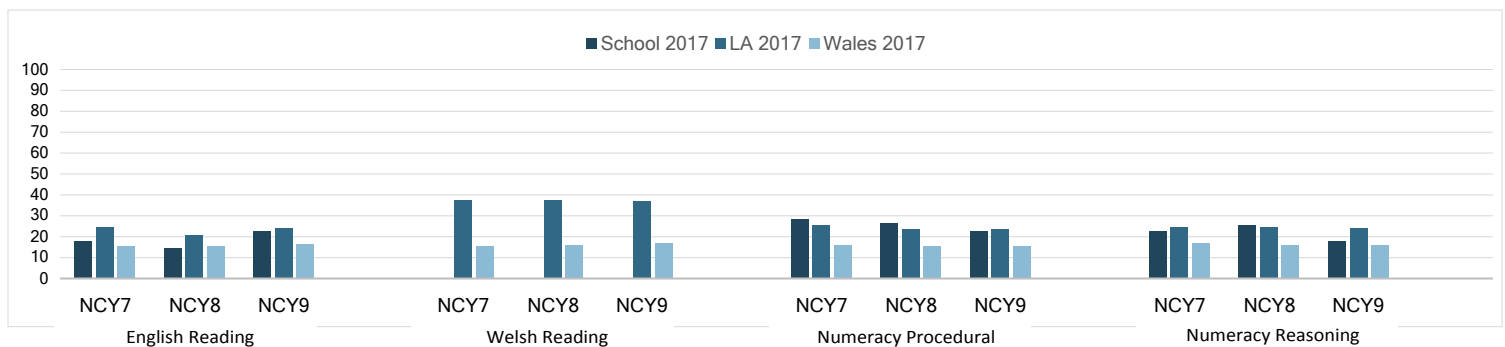
Percentage of pupils within each range of scores:

NCY	English Reading			Welsh Reading			Numeracy Procedural			Numeracy Reasoning			
	School	LA	Wales	School	LA	Wales	School	LA	Wales	School	LA	Wales	
	2017	2017	2017	2017	2017	2017	2017	2017	2017	2017	2017	2017	
7	<85	14	11	17	-	5	16	5	9	17	10	10	16
	Between 85 - 115	68	64	67	-	58	69	66	65	68	68	65	67
	>115	18	25	16	-	38	16	29	26	16	23	24	17
8	<85	7	11	17	-	4	15	4	11	17	9	13	19
	Between 85 - 115	79	68	68	-	58	69	70	65	67	65	63	65
	>115	15	21	16	-	38	16	26	24	16	26	24	16
9	<85	11	13	19	-	5	16	7	11	17	10	10	17
	Between 85 - 115	67	62	65	-	58	67	71	65	67	72	66	67
	>115	23	24	16	-	37	17	23	24	16	18	24	16

Percentage of pupils achieving a score of 85 and above:



Percentage of pupils achieving a score of 115 and above:



Progress Measure

The progress measure enables you to compare the performance of your own pupils with all pupils who took the same test in the same year group. The progress measure makes it possible to track relative performance over time.

The tables below summarise the progress measure for your school, along with your local authority and Wales for comparison. You can:

- compare the relative performance of different cohorts of pupils at a given point in time (read the table horizontally);
- compare the relative performance of a single cohort of pupils at different time points (read the table diagonally);
- compare the relative performance of different cohorts of pupils in your school to your LA and Wales.

Percentage of pupils achieving an average or above average progress measure:

NCY	English Reading					Welsh Reading					Numeracy Procedural					Numeracy Reasoning				
	School 2015	School 2016	School 2017	LA 2017	Wales 2017	School 2015	School 2016	School 2017	LA 2017	Wales 2017	School 2015	School 2016	School 2017	LA 2017	Wales 2017	School 2015	School 2016	School 2017	LA 2017	Wales 2017
7	85	89	85	88	82	-	-	-	96	84	97	94	96	91	85	97	98	91	90	84
8	91	90	91	88	82	-	-	-	94	85	95	98	95	88	81	95	91	91	87	81
9	87	88	89	88	83	-	-	-	96	85	93	95	94	90	84	91	92	89	90	82

Mean progress measure (excludes disapplied or absent pupils):

NCY	English Reading					Welsh Reading					Numeracy Procedural					Numeracy Reasoning				
	School 2015	School 2016	School 2017	LA 2017	Wales 2017	School 2015	School 2016	School 2017	LA 2017	Wales 2017	School 2015	School 2016	School 2017	LA 2017	Wales 2017	School 2015	School 2016	School 2017	LA 2017	Wales 2017
7	1002	1004	1003	1008	1008	-	-	-	1017	1017	1011	1009	1009	1008	1008	1007	1010	1005	1007	1007
8	1005	1004	1004	1005	1005	-	-	-	1014	1014	1010	1010	1010	1007	1007	1008	1006	1008	1008	1008
9	1008	1006	1006	1007	1007	-	-	-	1015	1015	1008	1008	1010	1007	1007	1006	1010	1005	1008	1008

LLANTWIT MAJOR SCHOOL

Cod yr ALI / Ysgol 673/4060

Enw'r All Bro Morganwg

Adroddiad Cymharol yr Ysgol: Profion Darllen a Rhifedd Cenedlaethol

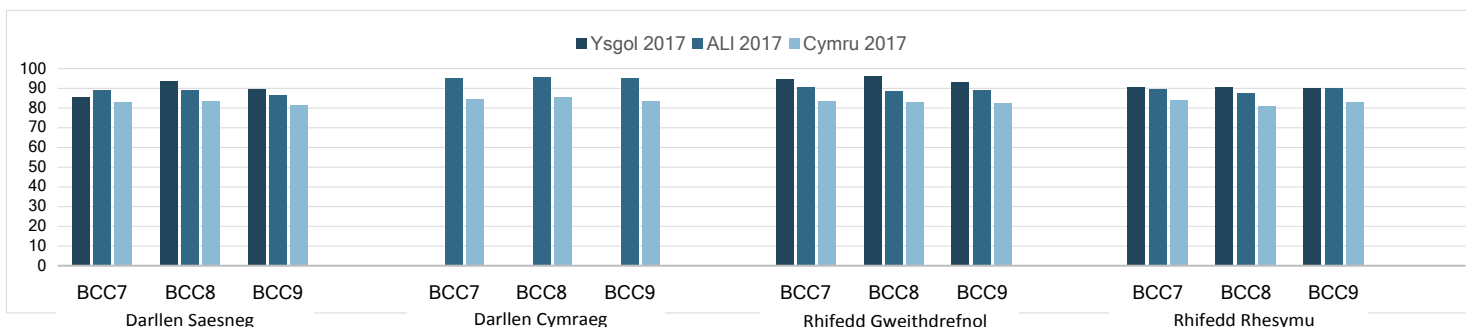
Sgôr safonedig ar sail oedran

Mae sgoriau safonedig ar sail oedran yn eich galluogi i gymharu pob disgybl ag eraill yng Nghymru o'r un oedran (mewn blynyddoedd a misoedd) a gymerodd yr un profion ym mis Ebrill a Mai 2017. At ddibenion cymharu mae'r tablau a'r siartiau isod yn crynhoi'r sgoriau safonedig ar sail oedran ar gyfer pob grŵp blwyddyn yn eich ysgol, yn eich awdurdod lleol ac yng Nghymru.

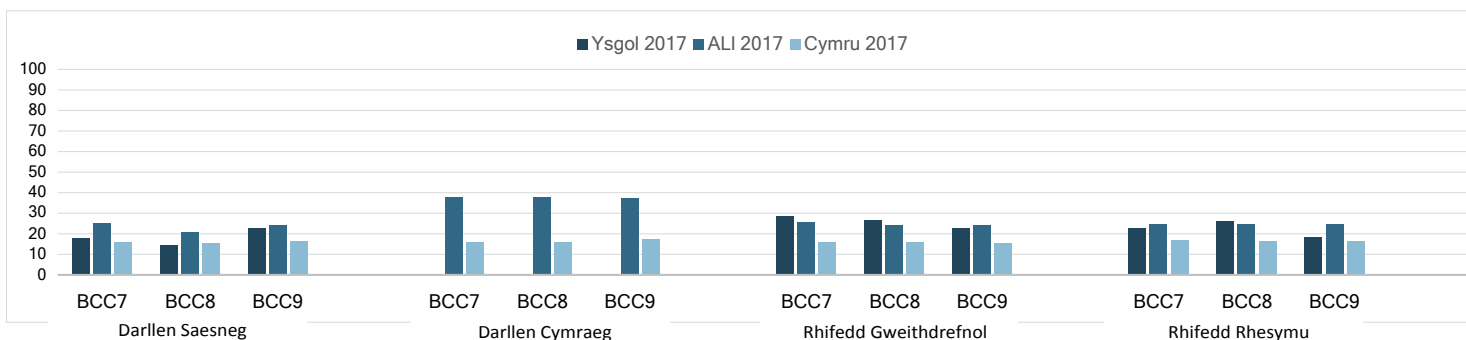
Canran y disgyblion o fewn pob ystod sgoriau:

BCC	Darllen Saesneg			Darllen Cymraeg			Rhifedd Gweithdrefnol			Rhifedd Rhesymu			
	Ysgol 2017	ALI 2017	Cymru 2017	Ysgol 2017	ALI 2017	Cymru 2017	Ysgol 2017	ALI 2017	Cymru 2017	Ysgol 2017	ALI 2017	Cymru 2017	
7	<85	14	11	17	-	5	16	5	9	17	10	10	16
	Rhwng 85 a 115	68	64	67	-	58	69	66	65	68	68	65	67
	>115	18	25	16	-	38	16	29	26	16	23	24	17
8	<85	7	11	17	-	4	15	4	11	17	9	13	19
	Rhwng 85 a 115	79	68	68	-	58	69	70	65	67	65	63	65
	>115	15	21	16	-	38	16	26	24	16	26	24	16
9	<85	11	13	19	-	5	16	7	11	17	10	10	17
	Rhwng 85 a 115	67	62	65	-	58	67	71	65	67	72	66	67
	>115	23	24	16	-	37	17	23	24	16	18	24	16

Canran y disgyblion a gafodd sgôr o 85 ac uwch:



Canran y disgyblion a gafodd sgôr o 115 ac uwch:



Mesur cynnydd

Mae'r mesur cynnydd yn eich galluogi i gymharu perfformiad pob disgybl â phob disgybl a gymerodd yr un prawf yn yr un grŵp blwyddyn. Mae'r mesur cynnydd yn ei gwneud hi'n bosibl tracio perfformiad cymharol dros amser.

Mae'r tablau isod yn crynhoi'r mesurau cynnydd ar gyfer eich ysgol, ynghyd â'r mesurau ar gyfer eich awdurdod lleol a Chymru at ddibenion cymharu. Gallwch:

- Gymharu perfformiad cymharol cohortau gwahanol o ddisgyblion ar adeg benodol (darllen y tabl yn llorweddol)
- Cymharu perfformiad cymharol un cohort o ddisgyblion ar wahanol adegau (darllen y tabl yn groesliniol)
- Cymharu perfformiad cymharol cohortau gwahanol o ddisgyblion yn eich ysgol a pherfformiad yn eich awdurdod lleol ac ar draws Cymru.

Canran y disgyblion y mae eu cynnydd yn gyfartalog neu'n uwch na'r cyfartaledd:

BCC	Darllen Saesneg					Darllen Cymraeg					Rhifedd Gweithdrefnol					Rhifedd Rhesymu				
	Ysgol 2015	Ysgol 2016	Ysgol 2017	ALI 2017	Cymru 2017	Ysgol 2015	Ysgol 2016	Ysgol 2017	ALI 2017	Cymru 2017	Ysgol 2015	Ysgol 2016	Ysgol 2017	ALI 2017	Cymru 2017	Ysgol 2015	Ysgol 2016	Ysgol 2017	ALI 2017	Cymru 2017
7	85	89	85	88	82	-	-	-	96	84	97	94	96	91	85	97	98	91	90	84
8	91	90	91	88	82	-	-	-	94	85	95	98	95	88	81	95	91	91	87	81
9	87	88	89	88	83	-	-	-	96	85	93	95	94	90	84	91	92	89	90	82

Sgôr mesur cynnydd cymedrig (heb gynnwys disgyblion wedi'u datgymhwysio neu oedd yn absennol):

BCC	Darllen Saesneg				Darllen Cymraeg				Rhifedd Gweithdrefnol				Rhifedd Rhesymu			
	Ysgol 2015	Ysgol 2016	Ysgol 2017	ALI 2017	Ysgol 2015	Ysgol 2016	Ysgol 2017	ALI 2017	Ysgol 2015	Ysgol 2016	Ysgol 2017	ALI 2017	Ysgol 2015	Ysgol 2016	Ysgol 2017	ALI 2017
7	1002	1004	1003	1008	-	-	-	1017	1011	1009	1009	1008	1007	1010	1005	1007
8	1005	1004	1004	1005	-	-	-	1014	1010	1010	1010	1007	1008	1006	1008	1008
9	1008	1006	1006	1007	-	-	-	1015	1008	1008	1010	1007	1006	1010	1005	1008