

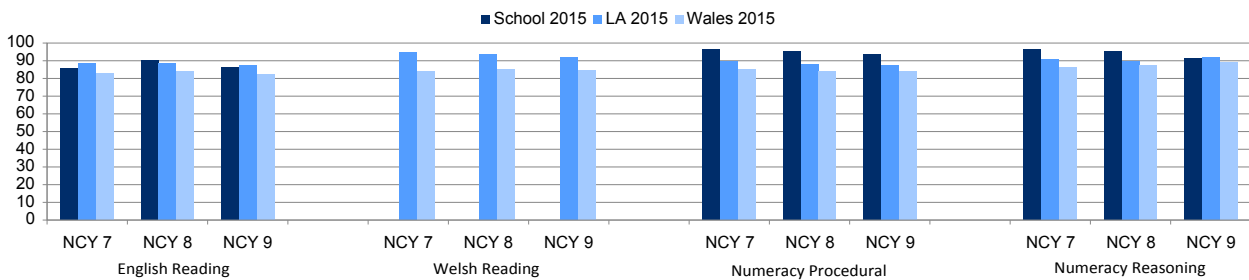
**School Comparative Report: Welsh Reading and Numeracy Tests with benchmarking**

**Age-standardised score:** Age-standardised scores enable you to compare your own pupils with others of the same age in years and months who took the same tests in April and May 2015.

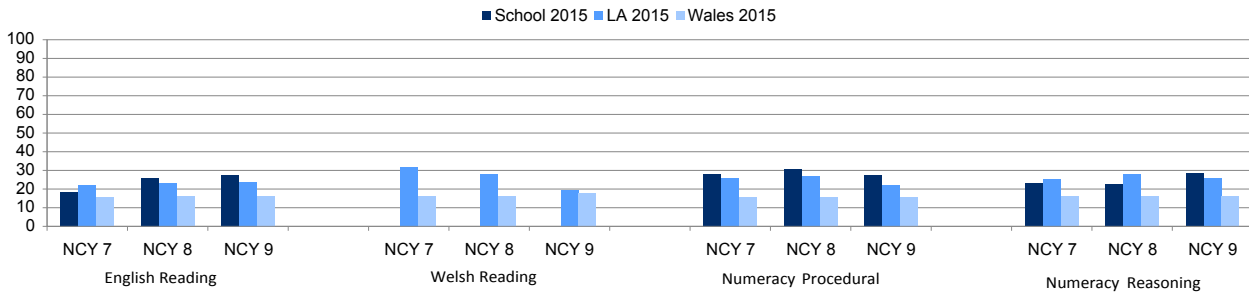
**Percentage of pupils within each range of scores:**

NCY	English Reading			Welsh Reading			Numeracy Procedural			Numeracy Reasoning		
	School 2015	LA 2015	Wales 2015	School 2015	LA 2015	Wales 2015	School 2015	LA 2015	Wales 2015	School 2015	LA 2015	Wales 2015
<85	15	11	17	-	5	16	4	10	15	4	9	14
7 Between 85 - 115	67	66	68	-	63	68	68	64	69	73	65	70
>115	18	22	15	-	32	16	28	26	16	23	25	16
<85	10	12	16	-	7	15	5	12	16	5	10	13
8 Between 85 - 115	64	65	68	-	66	69	64	61	68	72	62	71
>115	26	23	16	-	28	16	31	27	16	23	28	16
<85	14	13	17	-	8	16	7	12	16	9	8	11
9 Between 85 - 115	59	64	66	-	73	67	66	65	68	63	66	73
>115	28	24	16	-	19	18	28	22	16	28	26	16

**Percentage of pupils achieving a score of 85 and above:**



**Percentage of pupils achieving a score of 115 and above:**



**Contextual Information:**

Benchmarked against schools with a similar percentage of pupils eligible for free school meals. School's benchmark quarter shown for each test paper sat for each year group. Benchmark quarters refer to:

- Quarter 1 - School is in the top 25%
- Quarter 2 - School is in top 50% but not the top 25%
- Quarter 3 - School is in the bottom 50% but not the bottom 25 %
- Quarter 4 - School is in the bottom 25%

Free School Meal Group  
**More than or equal to 15 per cent and up to 20 per cent eligible for FSM**

**Benchmark quarters based on % of pupils achieving an age standardised score of 85 and above, 2015**

Year	English Reading	Welsh Reading	Numeracy Procedural	Numeracy Reasoning
7	2		1	1
8	1		1	1
9	2		1	3

**Benchmark quarters based on % of pupils achieving an age standardised score of 115 and above, 2015**

Year	English Reading	Welsh Reading	Numeracy Procedural	Numeracy Reasoning
7	1		1	1
8	1		1	1
9	1		1	1

The benchmarks have been calculated using a three-year average for Free School Meal data.

**Progress Measure:** The progress measure enables you to compare the performance of your own pupils with **all pupils who took the same test in the same year group.**

The progress measure makes it possible to track relative performance over time. You can use the tables and charts below to:

- compare the relative performance of different cohorts of pupils at a given point in time;
- compare the relative performance of a single cohort of pupils at different time points.

**Percentage of pupils achieving an average or above average progress measure:**

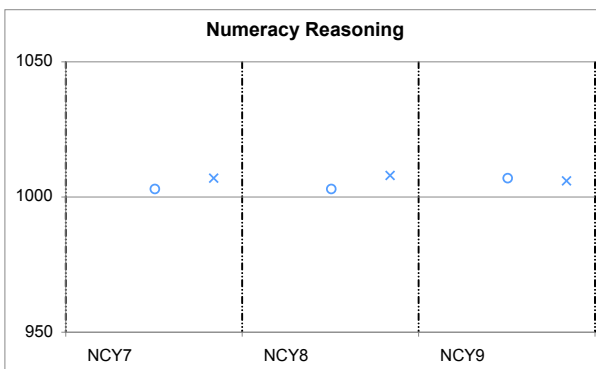
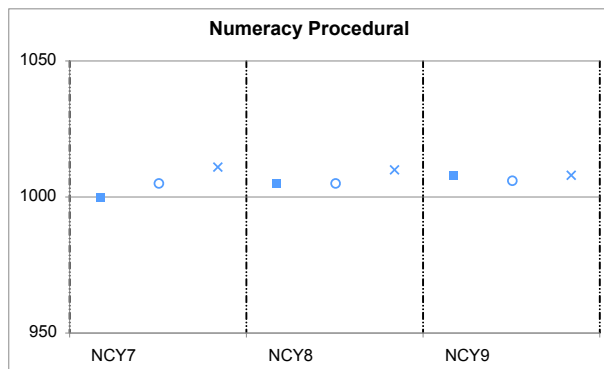

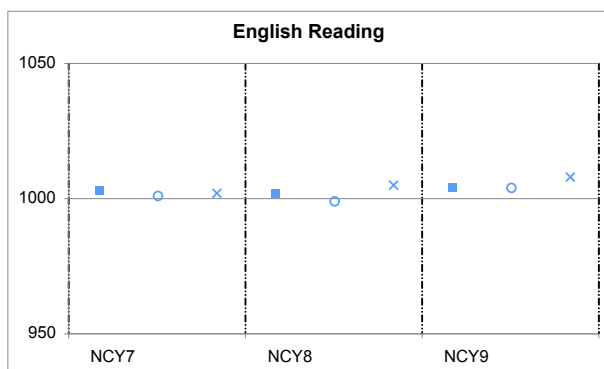
NCY	English Reading					Welsh Reading					Numeracy Procedural					Numeracy Reasoning				
	School 2013	School 2014	School 2015	LA 2015	Wales 2015	School 2013	School 2014	School 2015	LA 2015	Wales 2015	School 2013	School 2014	School 2015	LA 2015	Wales 2015	School 2013	School 2014	School 2015	LA 2015	Wales 2015
7	86	84	85	89	83	-	-	-	96	85	88	87	97	91	87	-	86	97	92	88
8	84	83	91	89	84	-	-	-	93	85	91	88	95	89	85	-	79	95	89	87
9	89	89	87	88	83	-	-	-	94	85	93	90	93	88	83	-	95	91	92	89

**Mean progress measure (excludes disapplied or absent pupils):**

NCY	English Reading				Welsh Reading				Numeracy Procedural				Numeracy Reasoning			
	School 2013	School 2014	School 2015	LA 2015	School 2013	School 2014	School 2015	LA 2015	School 2013	School 2014	School 2015	LA 2015	School 2013	School 2014	School 2015	LA 2015
7	1003	1001	1002	1006	-	-	-	1013	1000	1005	1011	1008	-	1003	1007	1008
8	1002	999	1005	1007	-	-	-	1009	1005	1005	1010	1008	-	1003	1008	1010
9	1004	1004	1008	1006	-	-	-	1006	1008	1006	1008	1006	-	1007	1006	1009

**Mean progress measure (excludes disapplied or absent pupils):**

■ School 2013      ○ School 2014      x School 2015



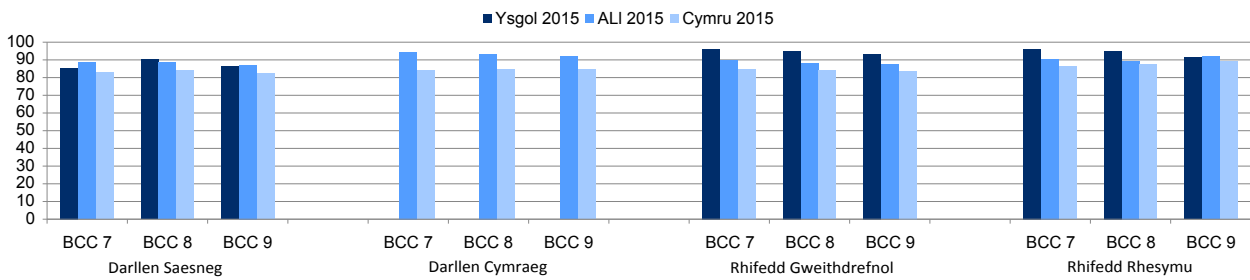
**Adroddiad Cymharol yr Ysgol: Profion Darllen a Rhifedd Cenedlaethol â meincnodi**

**Sgôr safonedig ar sail oedran:** Mae sgoriau safonedig ar sail oedran yn eich galluogi i gymharu eich disgyblion eich hun ag eraill yr un oedran mewn blynyddoedd a misoedd a gymerodd yr un profion ym mis Ebrill a Mai 2015.

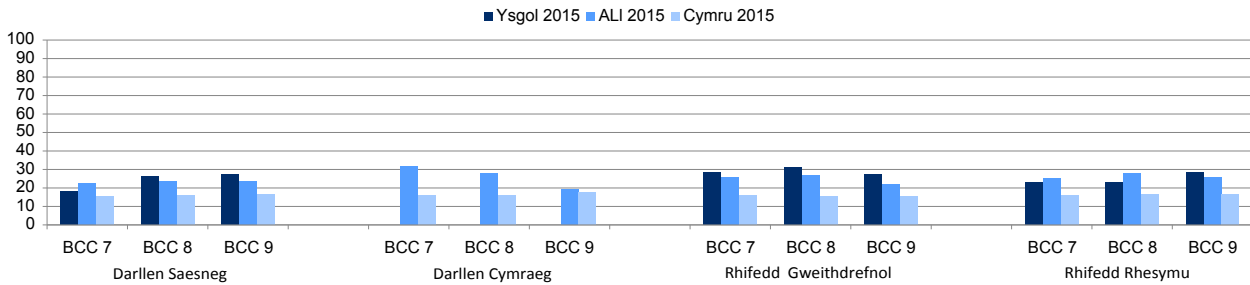
**Canran y disgyblion o fewn pob ystod sgoriau:**

BCC	Darllen Saesneg			Darllen Cymraeg			Rhifedd Gweithdrefnol			Rhifedd Rhesymu			
	Ysgol 2015	ALI 2015	Cymru 2015	Ysgol 2015	ALI 2015	Cymru 2015	Ysgol 2015	ALI 2015	Cymru 2015	Ysgol 2015	ALI 2015	Cymru 2015	
7	<85	15	11	17	-	5	16	4	10	15	4	9	14
	Rhwng 85 a 115	67	66	68	-	63	68	68	64	69	73	65	70
	>115	18	22	15	-	32	16	28	26	16	23	25	16
8	<85	10	12	16	-	7	15	5	12	16	5	10	13
	Rhwng 85 a 115	64	65	68	-	66	69	64	61	68	72	62	71
	>115	26	23	16	-	28	16	31	27	16	23	28	16
9	<85	14	13	17	-	8	16	7	12	16	9	8	11
	Rhwng 85 a 115	59	64	66	-	73	67	66	65	68	63	66	73
	>115	28	24	16	-	19	18	28	22	16	28	26	16

**Canran y disgyblion a gafodd sgôr o 85 ac yn uwch:**



**Canran y disgyblion a gafodd sgôr o 115 ac yn uwch:**



**Gwybodaeth am y cyd-destun:**

Mae'r ganran wedi'i meincnodi yn erbyn ysgolion sydd â chanran debyg o ddisgyblion sy'n gymwys i gael prydau ysgol am ddim. Dangosir chwarter meincnodi'r ysgol ar gyfer pob papur prawf a safwyd ar gyfer pob grŵp blwyddyn. Mae'r chwarteri meincnodi yn cyfeirio at:

- Chwarter 1 - Mae'r ysgol yn y 25% uchaf
- Chwarter 2 - Mae'r ysgol yn y 50% uchaf ond ddim yn y 25% uchaf
- Chwarter 3 - Mae'r ysgol yn y 50% isaf ond ddim yn y 25% isaf
- Chwarter 4 - Mae'r ysgol yn y 25% isaf

Grŵp Prydau Ysgol am Ddim  
**15% neu fwy a hyd at 20% yn gymwys i gael Pryd Ysgol am Ddim**

**Chwarteri meincnodi yn seiliedig ar % y disgyblion sydd wedi cael sgôr safonedig ar sail oedran o 85 ac yn uwch, 2015**

Bl.	Darllen Saesneg	Darllen Cymraeg	Rhifedd Gweithdrefnol	Rhifedd Rhesymu
7	2		1	1
8	1		1	1
9	2		1	3

**Chwarteri meincnodi yn seiliedig ar % y disgyblion sydd wedi cael sgôr safonedig ar sail oedran o 115 ac yn uwch, 2015**

Bl.	Darllen Saesneg	Darllen Cymraeg	Rhifedd Gweithdrefnol	Rhifedd Rhesymu
7	1		1	1
8	1		1	1
9	1		1	1

Mae'r meincnodau wedi'u cyfrifo ar sail cyfartaledd tair blynedd o ddata Prydau Ysgol am Ddim.

**Mesur cynnydd:** Mae'r mesur cynnydd yn eich galluogi i gymharu perfformiad eich disgyblion eich hun â **phob disgybl a gymerodd yr un prawf yn yr un grŵp blwyddyn**.

Mae'r mesuriad cynnydd yn ei gwneud hi'n bosibl tracio perfformiad cymharol dros amser. Gallwch ddefnyddio'r tablau a'r siartiau isod er mwyn:

- cymharu perfformiad cymharol cohortau gwahanol o ddisgyblion ar adeg benodol;
- cymharu perfformiad cymharol un cohort o ddisgyblion ar wahanol adegau.

**Canran y disgyblion y mae eu cynnydd yn gyfartallog neu'n uwch:**

BCC	Darllen Saesneg					Darllen Cymraeg					Rhifedd Gweithdrefnol					Rhifedd Rhesymu				
	Ysgol 2013	Ysgol 2014	Ysgol 2015	ALI 2015	Cymru 2015	Ysgol 2013	Ysgol 2014	Ysgol 2015	ALI 2015	Cymru 2015	Ysgol 2013	Ysgol 2014	Ysgol 2015	ALI 2015	Cymru 2015	Ysgol 2013	Ysgol 2014	Ysgol 2015	ALI 2015	Cymru 2015
7	86	84	85	89	83	-	-	-	96	85	88	87	97	91	87	-	86	97	92	88
8	84	83	91	89	84	-	-	-	93	85	91	88	95	89	85	-	79	95	89	87
9	89	89	87	88	83	-	-	-	94	85	93	90	93	88	83	-	95	91	92	89

**Sgôr mesur cynnydd cymedrig (heb gynnwys wedi'u datgymhwyso neu oedd yn absennol):**

BCC	Darllen Saesneg				Darllen Cymraeg				Rhifedd Gweithdrefnol				Rhifedd Rhesymu			
	Ysgol 2013	Ysgol 2014	Ysgol 2015	ALI 2015	Ysgol 2013	Ysgol 2014	Ysgol 2015	ALI 2015	Ysgol 2013	Ysgol 2014	Ysgol 2015	ALI 2015	Ysgol 2013	Ysgol 2014	Ysgol 2015	ALI 2015
7	1003	1001	1002	1006	-	-	-	1013	1000	1005	1011	1008	-	1003	1007	1008
8	1002	999	1005	1007	-	-	-	1009	1005	1005	1010	1008	-	1003	1008	1010
9	1004	1004	1008	1006	-	-	-	1006	1008	1006	1008	1006	-	1007	1006	1009

**Sgôr mesur cynnydd cymedrig (heb gynnwys wedi'u datgymhwyso neu oedd yn absennol):**

■ Ysgol 2013      ○ Ysgol 2014      x Ysgol 2015

