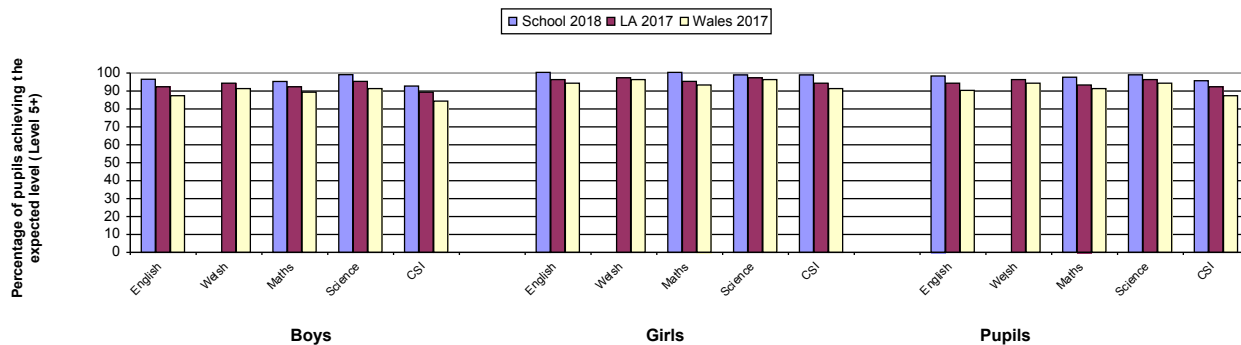


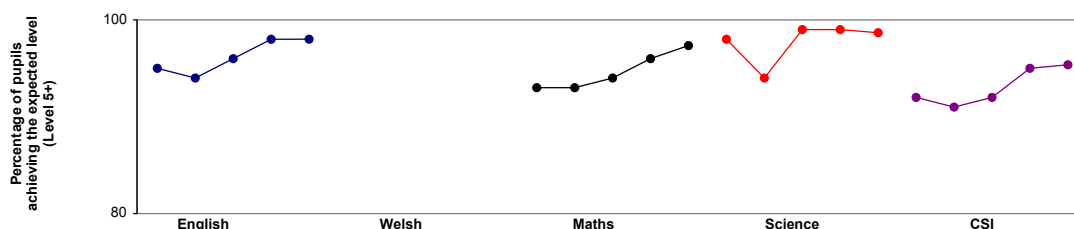
**School comparative information: National Curriculum Assessments 2018**  
**Key Stage 3**

Percentage of boys, girls, and pupils achieving at least the expected level (Level 5+):

	Boys			Girls			Pupils		
	School 2018	LA 2017	Wales 2017	School 2018	LA 2017	Wales 2017	School 2018	LA 2017	Wales 2017
English	96	92	87	100	96	94	98	94	90
Welsh	0	94	91	0	97	96	0	96	94
Maths	95	92	89	100	95	93	97	93	91
Science	99	95	91	99	97	96	99	96	94
CSI	92	89	84	99	94	91	95	92	87



**School Performance over time (2014 - 2018)**



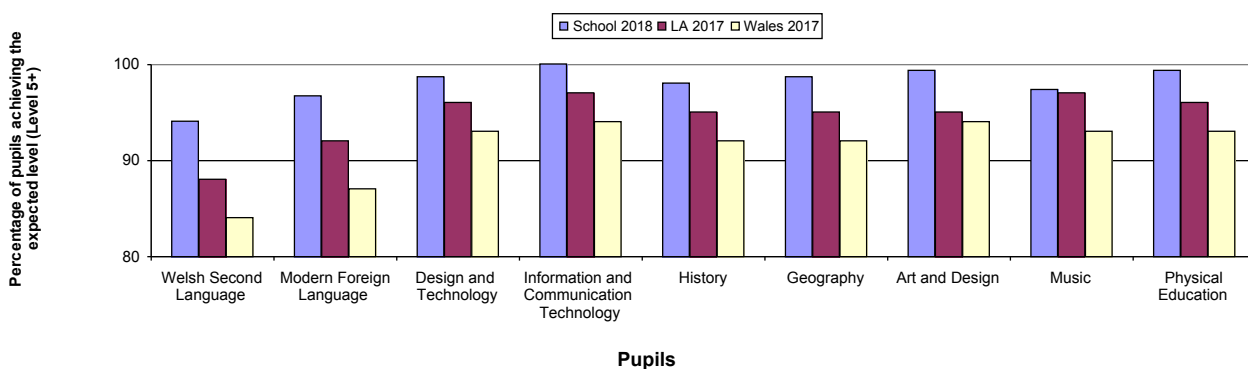
**Notes:**

- Figures for Welsh refer to attainment in Welsh first language only.
- CSI = Core Subject Indicator. To achieve the CSI a pupil must achieve at least the expected level 5 in both Mathematics and Science and either English or Welsh first language.
- If there were no pupils eligible for assessment in a subject for a particular year the graph will discontinue and show a gap for that year.

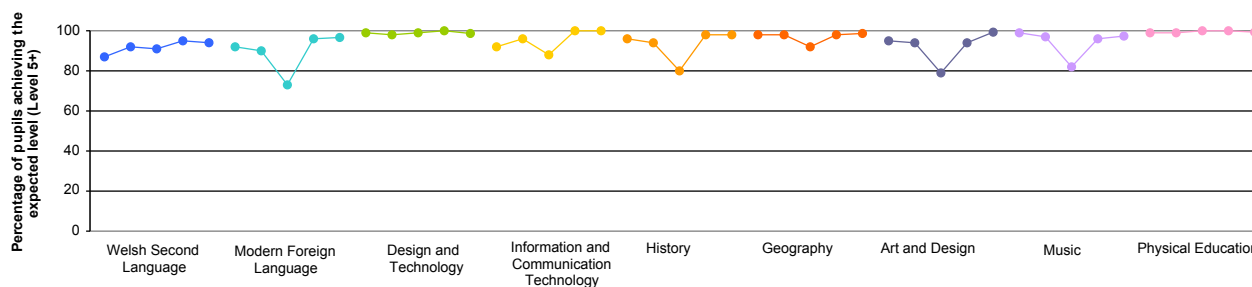
**School comparative information: National Curriculum Assessments 2018**  
**Key Stage 3**

**Percentage of pupils achieving the expected level (Level 5+)**

	Boys			Girls			Pupils		
	School 2018	LA 2017	Wales 2017	School 2018	LA 2017	Wales 2017	School 2018	LA 2017	Wales 2017
Welsh Second Language	91	82	78	97	95	90	94	88	84
Modern Foreign Language	95	89	82	99	96	92	97	92	87
Design and Technology	99	94	91	99	98	96	99	96	93
Information and Communication Technology	100	96	92	100	98	96	100	97	94
History	96	93	89	100	97	95	98	95	92
Geography	97	93	89	100	97	95	99	95	92
Art and Design	99	93	90	100	97	97	99	95	94
Music	97	96	91	97	98	96	97	97	93
Physical Education	99	96	92	100	97	94	99	96	93



**School Performance over time (2014 - 2018)**



**Notes:**

1. If there were no pupils eligible for assessment in a subject for a particular year the graph will discontinue and show a gap for that year.